

- <https://damviral.com/> SEE THE BEST PATTERNS

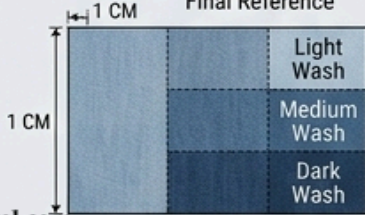
damviral.com

ULTIMATE TUTORIAL: CRAFTING THE PATCHWORK DENIM CAT BAG

1 MATERIALS & CUTTING

- DENIM SCRAPS (Various Washes)
- APPLIQUÉ FABRICS (Plaid, Dotted, Solid)
- BATTING & INTERFACING
- HANDLES
- HARDWARE
- THREADS

STANDARD ALLOWANCE 1 CM

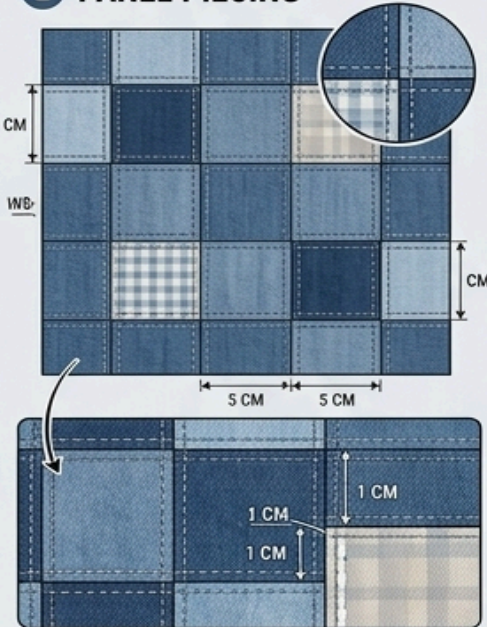


PANEL MEASUREMENT: 24 CM x 12 CM

CAT APPLIQUÉ REGION: 18 CM x 9 CM



2 PANEL PIECING



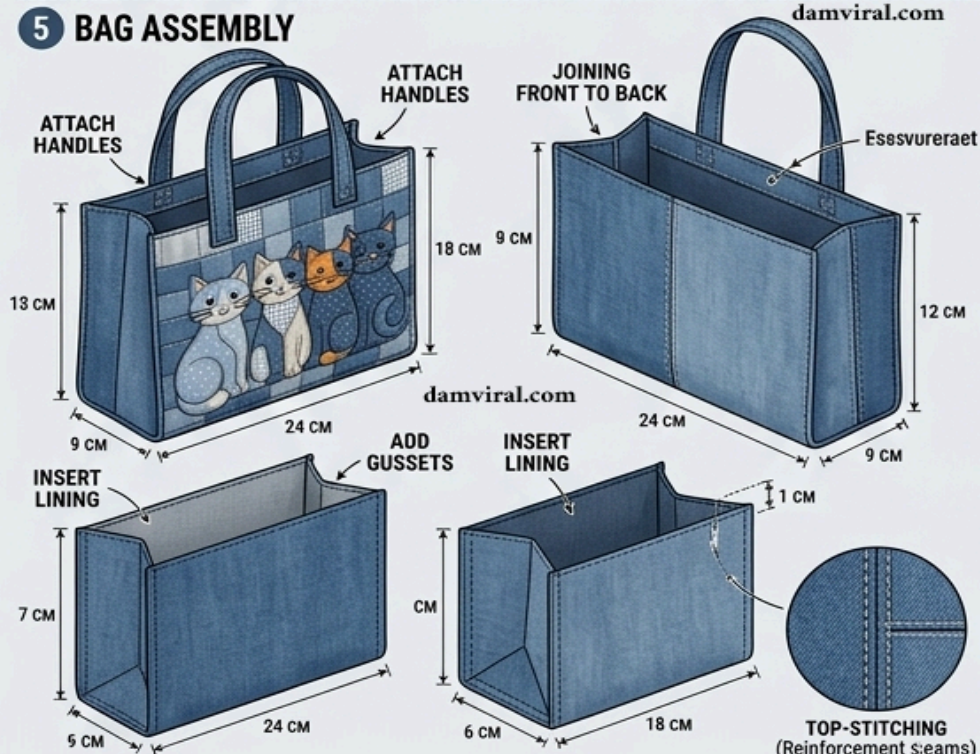
3 CAT APPLIQUÉ PROCESS



4 QUILTING



5 BAG ASSEMBLY



LEGEND: KEY SEWING METHODS (US TERMINOLOGY)

- METHOD 1: PIECING**
Joining fabric with precise 1 CM seams.
- METHOD 2: MACHINE APPLIQUÉ**
Attaching fabric shapes with a decorative edge stitch (Zigzag/Blanket).
- METHOD 3: CHANNEL QUILTING**
Stitching layers together in straight, parallel lines.
- METHOD 4: HAND-EMBROIDERY (Detail)**
Using specialized thread for whiskers and face.
- METHOD 5: TOP-STITCHING**
Reinforcing seams with visible stitching on the right side.
- METHOD 6: GUSSET & BOXED CORNERS**
Creating structure and bottom depth.

METHOD 7: US FABRIC LEGEND (Standardized types)

- US Woven Denim (Standard)
- US Chambray
- US Twill

USE HIGH-QUALITY 100% US COTTON THREAD